


FEATURES

- Low Noise Figure: 0.3dB (Typ.)@f=4GHz
- High Associated Gain: 15.5dB (Typ.)@f=4GHz
- $L_g \leq 0.15\mu\text{m}$, $W_g = 280\mu\text{m}$
- Gold Gate Metallization for High Reliability
- Cost Effective Ceramic Microstrip (SMT) Package
- Tape and Reel Available



DESCRIPTION

The FHC40LG is a Super High Electron Mobility Transistor (SuperHEMT™) intended for general purpose, ultra-low noise and high gain amplifiers in the 2 to 12GHz frequency range. This device is packaged in a cost effective, low parasitic, hermetically sealed metal-ceramic package for high volume telecommunication, DBS, TVRO, VSAT or other low noise applications.

Sumitomo stringent Quality Assurance Program assures the highest reliability and consistent performance.

ABSOLUTE MAXIMUM RATING (Ambient Temperature $T_a=25\text{ deg.C}$)

Item	Symbol	Condition	Rating	Unit
Drain-Source Voltage	V_{DS}		3.5	V
Gate-Source Voltage	V_{GS}		-3.0	V
Total Power Dissipation	P_{tot}	Note	290	mW
Storage Temperature	T_{stg}		-65 to +175	deg.C
Channel Temperature	T_{ch}		175	deg.C

Note: Mounted on Al_2O_3 board (30 x 30 x 0.65mm)

Sumitomo recommends the following conditions for the reliable operation of GaAs FETs:

1. The drain-source operating voltage (V_{DS}) should not exceed 2 volts.
2. The forward and reverse gate currents should not exceed 0.2 and -0.075 mA respectively with gate resistance of 4000ohm.
3. The operating channel temperature (T_{ch}) should not exceed 80 deg.C.

ELECTRICAL CHARACTERISTICS (Ambient Temperature $T_a=25\text{ deg.C}$)

Item	Symbol	Condition	Limit			Unit
			Min.	Typ.	Max.	
Saturated Drain Current	I_{DSS}	$V_{DS} = 2V, V_{GS} = 0V$	10	40	85	mA
Transconductance	g_m	$V_{DS} = 2V, I_{DS} = 10\text{mA}$	45	65	-	mS
Pinch-off Voltage	V_p	$V_{DS} = 2V, I_{DS} = 1\text{mA}$	-0.1	-1.0	-2.0	V
Gate Source Breakdown Voltage	V_{GSO}	$I_{GS} = -10\mu\text{A}$	-3.0	-	-	V
Noise Figure	NF	$V_{DS} = 2V, I_{DS} = 10\text{mA}$,	-	0.30	0.40	dB
Associated Gain	G_{as}	$f = 4\text{ GHz}$	14.0	15.5	-	dB
Thermal Resistance	R_{th}	Channel to Case	-	220	300	deg.C/W

CASE STYLE

LG

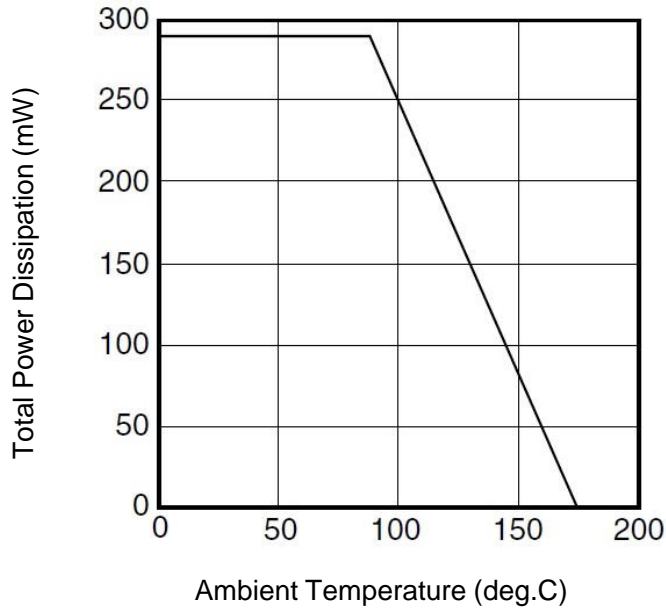
Note: RF parameters for LG devices are measured on a sample basis as follows:

Lot qty.	Sample qty.	Accept/Reject
1200 or less	125	(0 , 1)
1201 to 3200	200	(0 , 1)
3201 to 10000	315	(1 , 2)
10001 or over	500	(1 , 2)

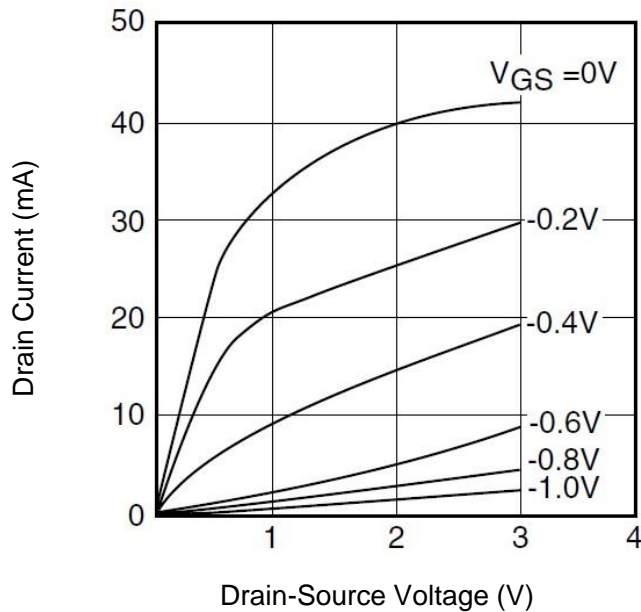
RoHS Compliance

Yes

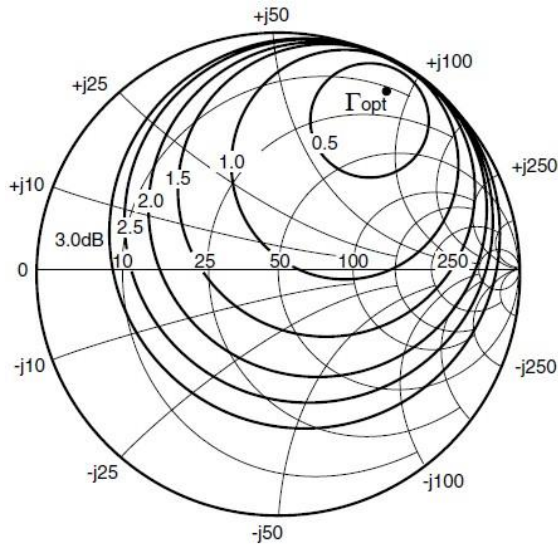
POWER DERATING CURVE



DRAIN CURRENT vs. DRAIN-SOURCE VOLTAGE



TYPICAL NOISE FIGURE CIRCLE



$f=4\text{GHz}$
 $V_{DS}=2\text{V}$
 $I_{DS}=10\text{mA}$

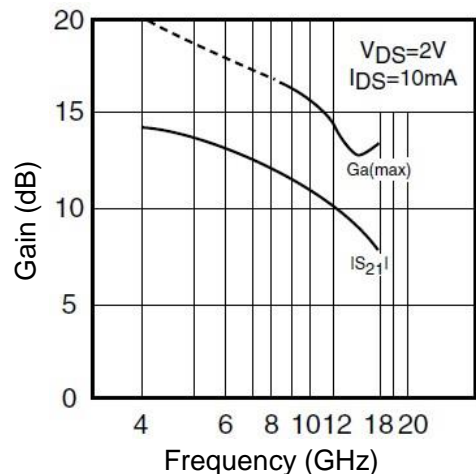
$\Gamma_{opt}=0.87 \angle 57^\circ$
 $Rn/50=0.18$
 $NF_{min}=0.30\text{dB}$

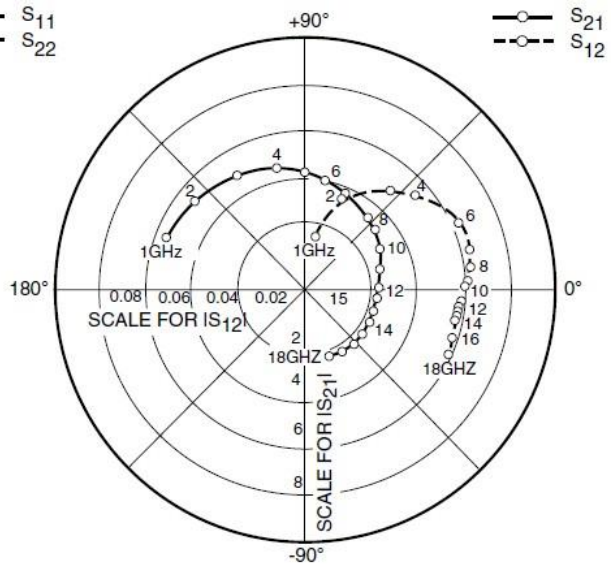
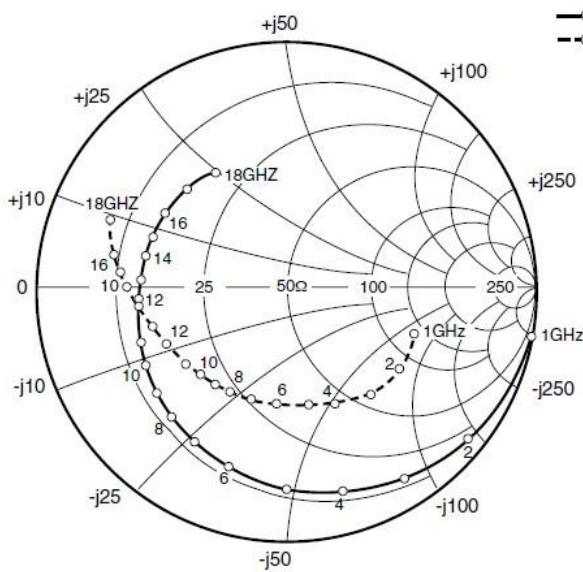
NOISE PARAMETERS

$V_{DS}=2\text{V}, I_{DS}=10\text{mA}$

Freq. (GHz)	Γ_{opt}		Ngmin MAG	Rn/50 ANG
	(MAG)	(ANG)		
2	0.86	31.0	0.28	0.19
4	0.87	57.0	0.30	0.18
6	0.86	83.0	0.34	0.13
8	0.81	108.0	0.39	0.09
10	0.74	132.0	0.47	0.05
12	0.63	156.0	0.55	0.03
14	0.49	179.0	0.67	0.04
16	0.33	-158.0	0.81	0.07
18	0.13	-136.0	1.00	0.11

Ga(max) AND $|S_{21}|$ vs. FREQUENCY



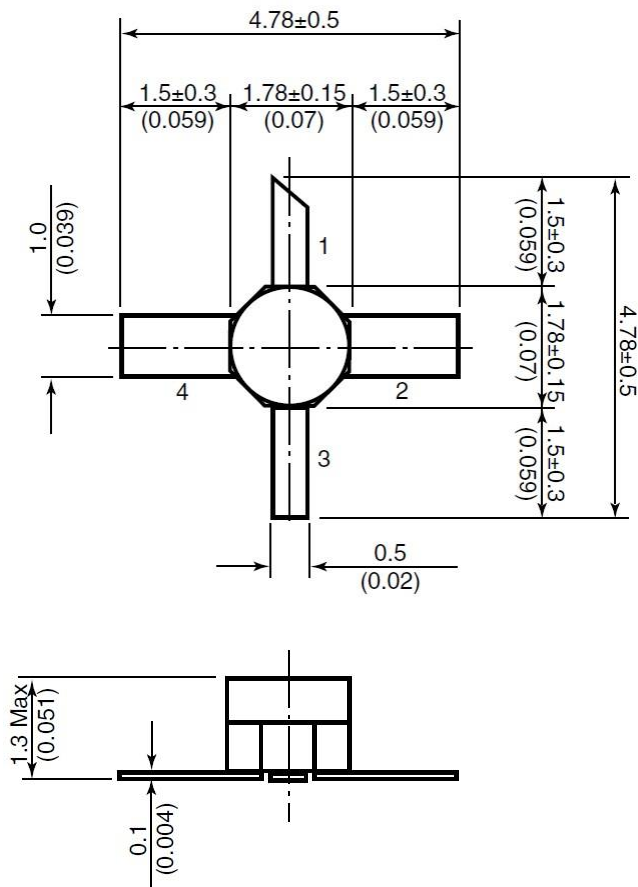


S-PARAMETERS

$V_{DS}=2V, I_{DS}=10mA$

FREQUENCY (GHz)	S11		S21		S12		S22	
	MAG	ANG	MAG	ANG	MAG	ANG	MAG	ANG
1.00	0.980	-20.6	5.620	159.7	0.017	75.8	0.541	-17.8
2.00	0.942	-40.7	5.401	140.7	0.033	61.6	0.523	-35.0
3.00	0.887	-59.4	5.051	122.6	0.045	49.5	0.501	-51.2
4.00	0.838	-76.9	4.685	105.8	0.054	38.5	0.480	-66.6
5.00	0.786	-93.2	4.334	89.9	0.060	28.5	0.461	-81.3
6.00	0.742	-108.3	3.984	74.9	0.063	20.2	0.448	-95.4
7.00	0.705	-122.1	3.654	60.6	0.063	12.9	0.449	-108.9
8.00	0.672	-133.7	3.340	47.6	0.063	7.2	0.463	-120.3
9.00	0.651	-143.9	3.110	35.8	0.062	3.2	0.481	-130.1
10.00	0.633	-153.9	2.954	23.7	0.061	-0.2	0.498	-138.8
11.00	0.611	-164.1	2.786	11.8	0.059	-2.9	0.513	-147.6
12.00	0.595	-174.8	2.641	0.0	0.058	-5.1	0.535	-157.0
13.00	0.588	176.0	2.518	-11.6	0.057	-6.7	0.562	-165.3
14.00	0.579	167.6	2.412	-23.0	0.057	-7.9	0.597	-172.8
15.00	0.569	159.3	2.342	-34.6	0.057	-10.1	0.634	-179.7
16.00	0.555	150.5	2.290	-46.6	0.058	-12.9	0.667	173.6
17.00	0.536	140.3	2.272	-59.4	0.059	-17.0	0.697	166.4
18.00	0.525	129.9	2.233	-72.6	0.060	-22.4	0.727	158.8

■ Package Outline
 Case Style : LG
 Metal-Ceramic Hermetic Package



- Pin Assignment
- 1 : Gate
 - 2 : Source
 - 3 : Drain
 - 4 : Source

Unit : mm (inches)

CAUTION

This product contains **gallium arsenide (GaAs)** which can be hazardous to the human body and the environment. For safety, observe the following procedures:

- Do not put these products into the mouth.
- Do not alter the form of this product into a gas, powder, or liquid through burning, crushing, or chemical processing as these by-products are dangerous to the human body if inhaled, ingested, or swallowed.
- Observe government laws and company regulations when discarding this product. This product must be discarded in accordance with methods specified by applicable hazardous waste procedures.